

# GROUND BARRIER **DOUBLE**

**FLEXIBLE, TWO-RAIL GUARDRAIL BUILT TO  
ABSORB IMPACTS AND PROTECT YOUR FACILITY**





# GROUND BARRIER *DOUBLE*

Meet **GroundBarrier Double** — built to protect everything from your conveyors to your racking. With innovative, shock-absorbing technology, it slows and redirects vehicles, keeping your people safe and your facility intact.

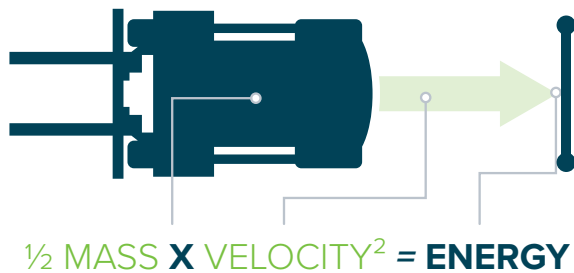
## HOW IT *WORKS*

GroundBarrier Double is packed full of innovative technology to safely stop heavy machinery. Upon impact, its reinforced uprights offer strength while its shock-absorbing rails and cups flex to dissipate impact energy — keeping your operators, forklifts and facility safe.



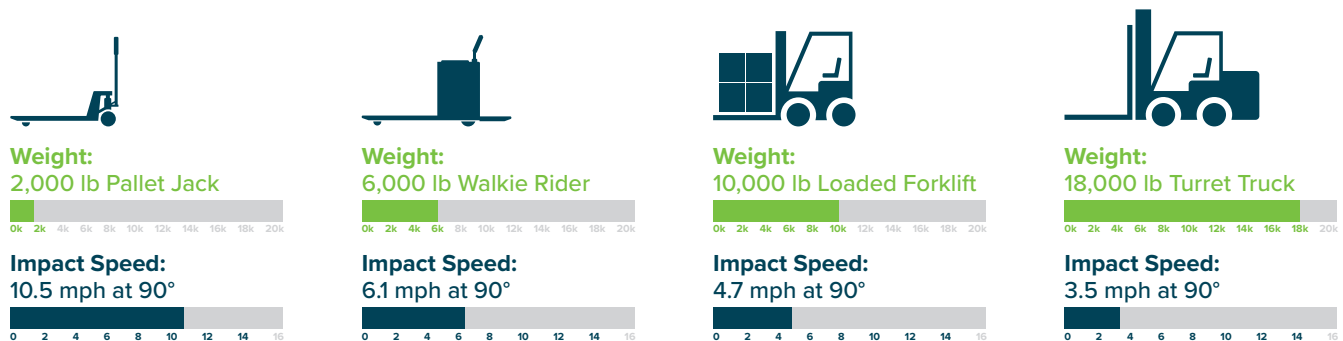
## IMPACT TESTING

Rigorous product testing at the highest standard.




<b>90°</b>	<b>7,375 ft-lbs</b>	<b>10,000 J</b>	<b>45°</b>	<b>14,749 ft-lbs</b>	<b>20,000 J</b>	<b>30°</b>	<b>29,499 ft-lbs</b>	<b>40,000 J</b>
------------	---------------------	-----------------	------------	----------------------	-----------------	------------	----------------------	-----------------

### WHAT DOES 7,376 FT LBS (10,000 J) MEAN TO YOU?




## MATERIAL PROPERTIES

### BARRIER DEFLECTION:





### Anchor Specifications:

A shock-absorbing anchor system protects both the anchors and the floor.

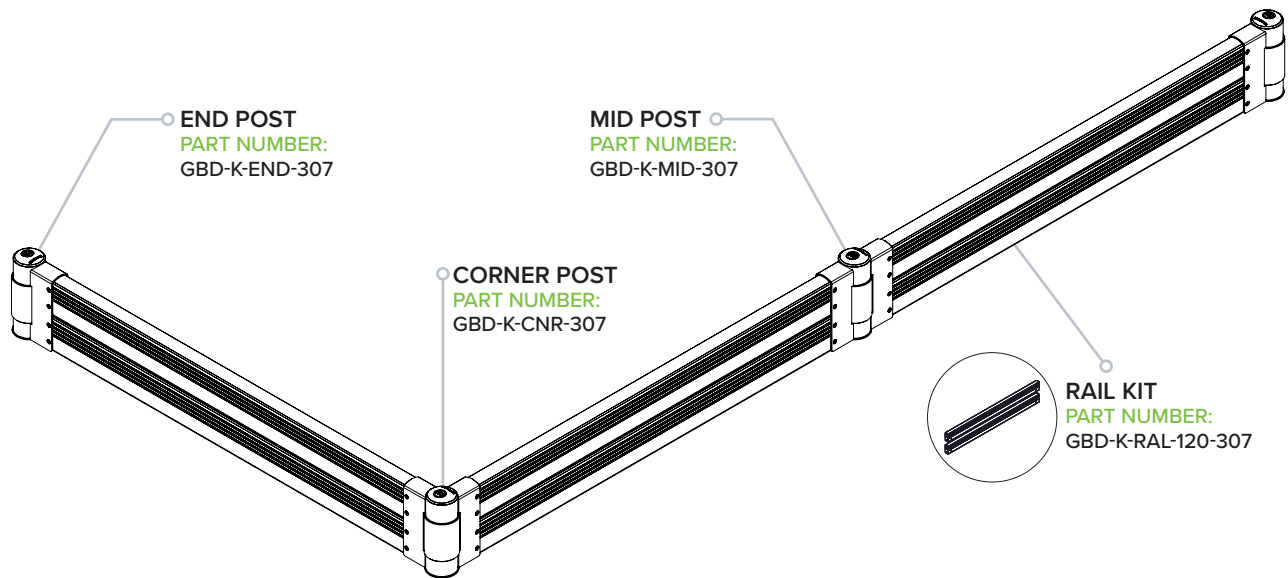


	<b>Working Temperatures</b>	<b>32°F-130°F (0°C-54°C)</b>
	<b>Toxicity</b>	<b>Not Hazardous</b>

	<b>Flammability</b>	<b>Does Not Easily Ignite</b>
	<b>REACH / RSCA / DSL</b>	<b>Compliant</b>

\* PATENTS PENDING

# GROUNDBARRIER ***DOUBLE*** .....



## SafeStop RackEnd Protector Double Configuration

**Part #: RPD-K-120-307**

**Includes:**  
 2 Ends (GBD-K-END-307)  
 2 Rails (GBD-K-RAL-307)  
 Hardware

